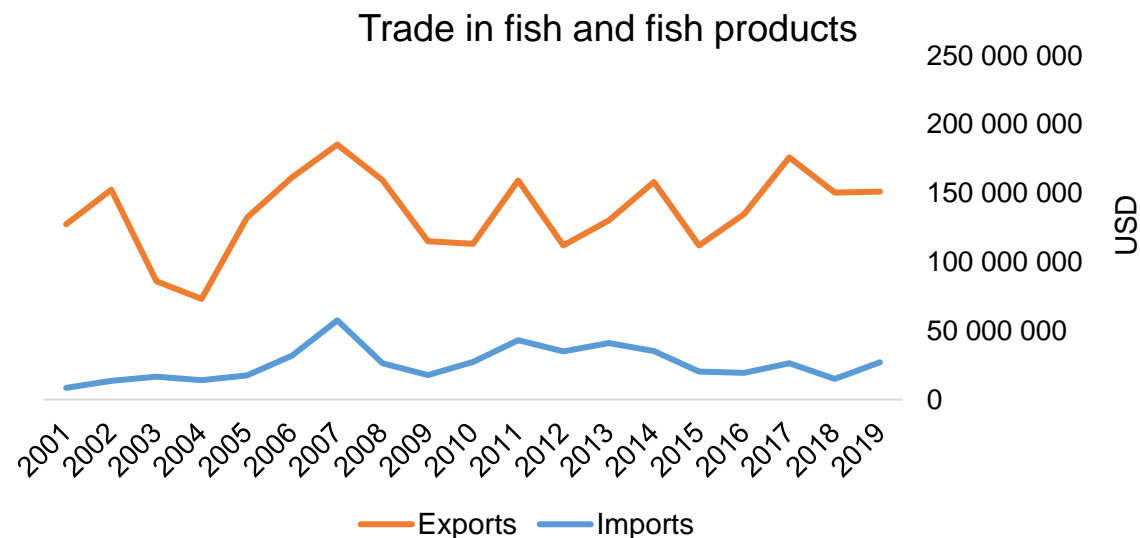




## COUNTRY BRIEF

Population	Ease of doing business rank
27 539 000	162nd
Length of coastline	Exclusive economic zone
9 935 km	1 079 670 km²
Average GDP growth	GDP per capita
11.34%	USD 523



GDP from fisheries

6.91%

Fish available for consumption

5.7 kg/capita

Imports of fish and fish  
products - 2019

USD 27 277 600

Agricultural GDP from fisheries

30.09%

Fisheries and aquaculture  
production

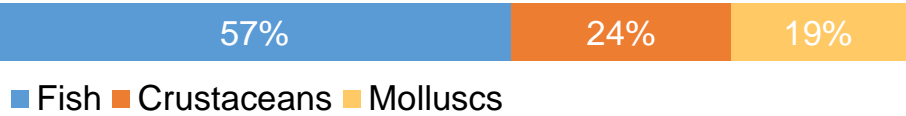
Total	118 220 tonnes
Fisheries	96%
Aquaculture	4%

Exports of fish and fish  
products - 2019


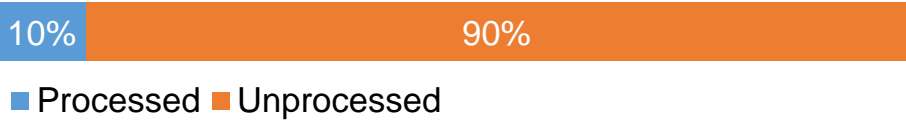
USD 151 254 440

## Production and Trade Breakdown

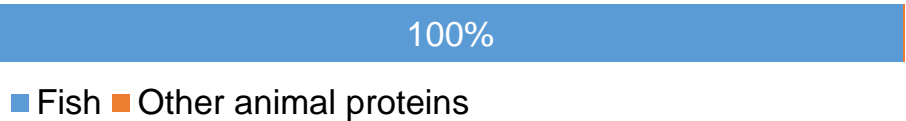
### Production by volume



### Imports by value



### Exports by value



## Production - Top 10 Species (Volume)

		Tonnes
1 <sup>st</sup>	Marine fishes nei	43 135
2 <sup>nd</sup>	Natantian decapods nei	16 708
3 <sup>rd</sup>	Marine molluscs nei	12 589
4 <sup>th</sup>	Freshwater fishes nei	10 892
5 <sup>th</sup>	Cephalopods nei	9 905
6 <sup>th</sup>	Marine crabs nei	6 249
7 <sup>th</sup>	Giant tiger prawn	4 308
8 <sup>th</sup>	Narrow-barred Spanish mackerel	3 762
9 <sup>th</sup>	Cyprinids nei	1 500
10 <sup>th</sup>	Sea cucumbers nei	1 150

## Imports - Top 10 Products (Value)

			USD
1 <sup>st</sup>	Skipjack, stripe-bellied bonito	frozen; excluding fillets, livers and roes HS 0303.43	12 068 800
2 <sup>nd</sup>	Yellowfin tunas	frozen; excluding fillets, livers and roes HS 0303.42	9 085 330
3 <sup>rd</sup>	Bigeye tunas	frozen; excluding fillets, livers and roes HS 0303.44	2 818 880
4 <sup>th</sup>	Sardines, sardinella, brisling or sprats	prepared or preserved; whole or in pieces HS 1604.13	1 555 920
5 <sup>th</sup>	Flours, meals, pellets. Unfit for human consumption	from fish or aquatic invertebrates HS 2301.20	668 930
6 <sup>th</sup>	Shrimps, prawns	frozen HS 0306.17	410 120
7 <sup>th</sup>	Crabs	frozen HS 0306.14	83 630
8 <sup>th</sup>	Tunas, skipjack, bonito	prepared or preserved; whole or in pieces HS 1604.14	80 190
9 <sup>th</sup>	Clams, cockles, ark shells	frozen HS 0307.72	75 280
10 <sup>th</sup>	Fish	prepared or preserved HS 1604.20	68 830

## Exports - Top 10 Products (Value)

			USD
1 <sup>st</sup>	Shrimps, prawns	frozen HS 0306.17	88 817 360
2 <sup>nd</sup>	Tunas, skipjack, bonito	prepared or preserved; whole or in pieces HS 1604.14	31 976 010
3 <sup>rd</sup>	Crabs	frozen HS 0306.14	4 036 850
4 <sup>th</sup>	Octopus	frozen HS 0307.52	3 887 660
5 <sup>th</sup>	Fish, other than species in 0303	frozen; excluding fillets, livers and roes HS 0303.89	3 395 580
6 <sup>th</sup>	Rock lobster, other sea crawfish	frozen HS 0306.11	3 384 390
7 <sup>th</sup>	Crabs	dried, smoked, salted or in brine HS 0306.93	3 136 000
8 <sup>th</sup>	Octopus	dried, smoked, salted or in brine HS 0307.59	1 600 940
9 <sup>th</sup>	Fish, other than species in 0302	fresh or chilled; excluding fillets, livers and roes HS 0302.89	1 495 630
10 <sup>th</sup>	Fish, other than species in 0304	frozen fillets HS 0304.89	1 247 960

# A GLOBEFISH Product

# Information, Disclaimer

# Sources

Established in 1984, GLOBEFISH is a multi-donor funded project in the Fisheries Division of the Food and Agriculture Organization of the United Nations (FAO), responsible for providing up-to-date market and trade information on fish and fish products.

[Visit our website](#)

[Subscribe to our newsletter](#) or [email us](#)

## Recent Publications



### [Globefish Highlights](#)

Our flagship publication, focused on prices and analysis of market trends covering a variety of major commodities. Released quarterly.



### [Chinese Fish Price Report](#)

Comprehensive coverage of Chinese price trends, market information for commercially significant species, along with industry news and policy updates. Released quarterly.



### [European Price Report](#)

Market and price analysis for fish and fish products in the European market. Released monthly.



This is the second edition of the GLOBEFISH Market Profiles produced for this country, and was made at the beginning of 2022.

These profiles are based on nationally reported data or information published by international agencies. As the profile is intended to reflect the most up to date information available, reporting years may vary between sections and commodities.

The designations employed and the presentation of material in this information product do not imply the expression of any opinion whatsoever on the part of FAO concerning the legal or constitutional status of any country, territory or sea area, or the delimitation of frontiers or boundaries.

The data herein presented is compiled by FAO staff at the time of its production, "as is" and "as available", and every effort is made to ensure, but not guarantee, their timeliness, accuracy and completeness. FAO assumes no responsibility for errors and omissions in the data provided. Users are, however, kindly asked to report any errors or deficiencies in this product to FAO GLOBEFISH ([globefish@fao.org](mailto:globefish@fao.org)).

### Please note

Re-exports and re-imports are not included. The term N/A has been used to indicate that information was not found in the indicated sources. The classification of fish and fish products as either processed or unprocessed is very broad, and is intended for indicative purposes only.

### [HS codes for fish and fish products](#)

International trade codes for fish and fish products in a user friendly format.



Sources and time periods:

-Fishing and aquaculture production (2019):  
FAO's [Global Fishery and Aquaculture Production Statistics](#)

-Fish available for consumption (2017):  
FAO's [Fishery and Aquaculture Statistics 2019](#)

-Population (2019), GDP Growth (2015-2019), GDP per Capita (2019):  
IMF's [World Economic Outlook Databases](#)

-Imports, Exports and Share of Trade (2000-2019):  
FAO's [Global Fishery and Aquaculture Commodities Statistics](#)

-GDP, GDP from fisheries, GDP from agriculture (2019):  
World Bank's [World Development Indicators](#),  
OECD's [National Accounts Statistics](#) or  
UNSD's [National Accounts](#)

-Ease of doing business (2019):  
World Bank's [Ease of Doing Business](#) ranking

-Length of Coastline, Exclusive Economic Zone, Exclusive Fishing Zone (2003):  
UNEP's [Global Environment Outlook](#)

### [GLOBEFISH](#)

Explore more market information on the GLOBEFISH website



### [GLOBEFISH on ISSUU](#)

Read GLOBEFISH publications on ISSUU

